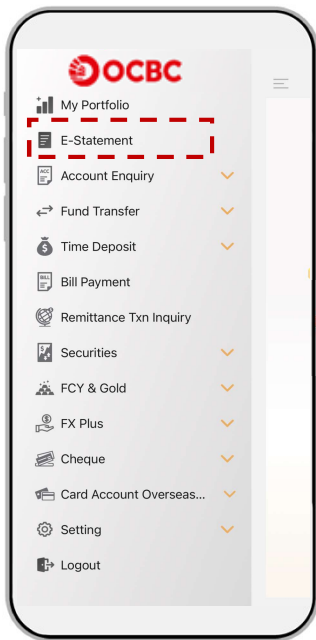


## ④ E-Statement

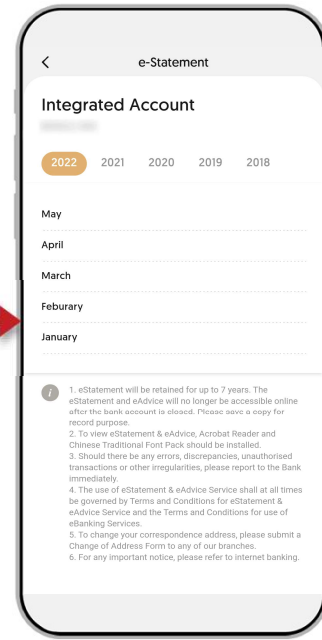
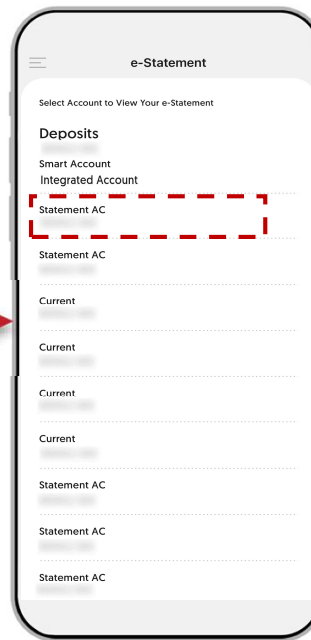
### E-Statement services for up to 7 years of transaction record

- View and download E-Statements on Mobile Banking


1 Click the top right icon & select E-Statement



2 Select the account and statement you would like to check



3 View E-Statement in PDF format



### E-statement services on Mobile Banking include:

Current Account, Statement Account, Multi-currency Statement Account, Premier Banking, Investment Account, Securities Account, Securities Margin Account and Credit Card.

Press “Save” or “Share” button to download up to past 7 years of E-Statement to your trusted mobile device or a third-party app. Since the E-Statement contains your personal information, please keep it safe for your own record.

You are required to install Adobe Reader and Chinese Traditional Font Pack on personal computers and mobile device in order to view, print and download the E-Statement in PDF format.